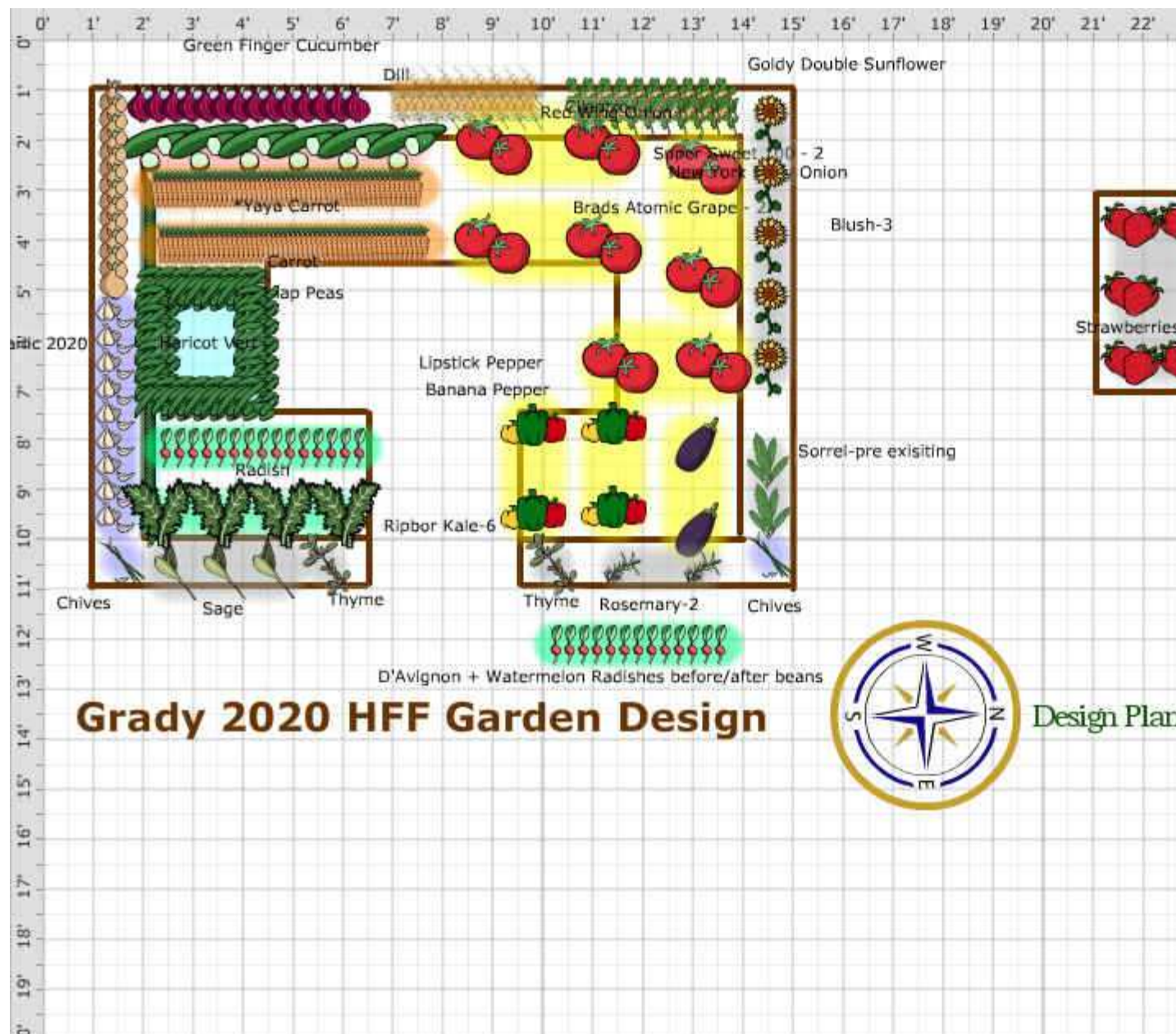


- Vegetable Garden Plans and Planting Guides

Design plans source: The Old Farmer's Almanac

As always, remember to look up the plants on the USDA hardiness map for your zone to be sure of planting and harvest times for your area. Remember, you can substitute plants according to your needs and their growth habits.

Plan 1 Vegetable Garden - with fruit and flowers




Plant List

Plant	Number	Spacing	Spacing in Rows	Notes
Beans (Bush Snap) <i>*Haricots Vert</i> <i>Bean, Bush</i>	49	3"	3" x 11"	
Carrot	54	1"	1" x 11"	
Carrot <i>*Yaya Carrot</i>	54	1"	1" x 11"	

Chives	2	11"	11" x 11"
Cilantro	20	3"	3" x 11"
Cucumber <i>*Green Finger Cucumber</i>	6	11"	11" x 11"
Dill	18	3"	3" x 11"
Eggplant <i>*Ping Tung Long Eggplant</i>	2	1' 6"	1' 6" x 1' 5"
Garlic	9	5"	5" x 11"
Kale	4	11"	11" x 11"
Onion	12	3"	3" x 5"
Onions (Red)	14	3"	3" x 5"
Peas <i>*Cascadia Sugar Snap Pea</i>	69	1"	1" x 5"
Pepper <i>*Sweet Banana Pepper</i>	2	1' 6"	1' 6" x 1' 6"
Pepper <i>*Lipstick Rd Pepper, Sweet Mid</i>	2	1' 6"	1' 6" x 1' 6"
Radish	28	3"	3" x 11"
Raspberry	1	2' 11"	2' 11" x 4' 0"
Rosemary	2	11"	11" x 11"
Sage	3	11"	11" x 1' 6"
Sorrel	2	11"	11" x 11"

Strawberry	9	11"	11" x 11"
Sunflower	5	11"	11" x 11"
Thyme	2	11"	11" x 11"
Tomato (Small) <i>*Sakura Red</i> Cherry Tomato	2	1' 10"	1' 10" x 1' 10"
Tomato (Small) <i>*Sungold</i> Tomato	2	1' 10"	1' 10" x 1' 10"
Tomato (Small) <i>*Blush</i> Tomato	2	1' 10"	1' 10" x 1' 10"
Tomato (Small) <i>*Brad's</i> Atomic Tomato	2	1' 10"	1' 10" x 1' 10"

Planting Times

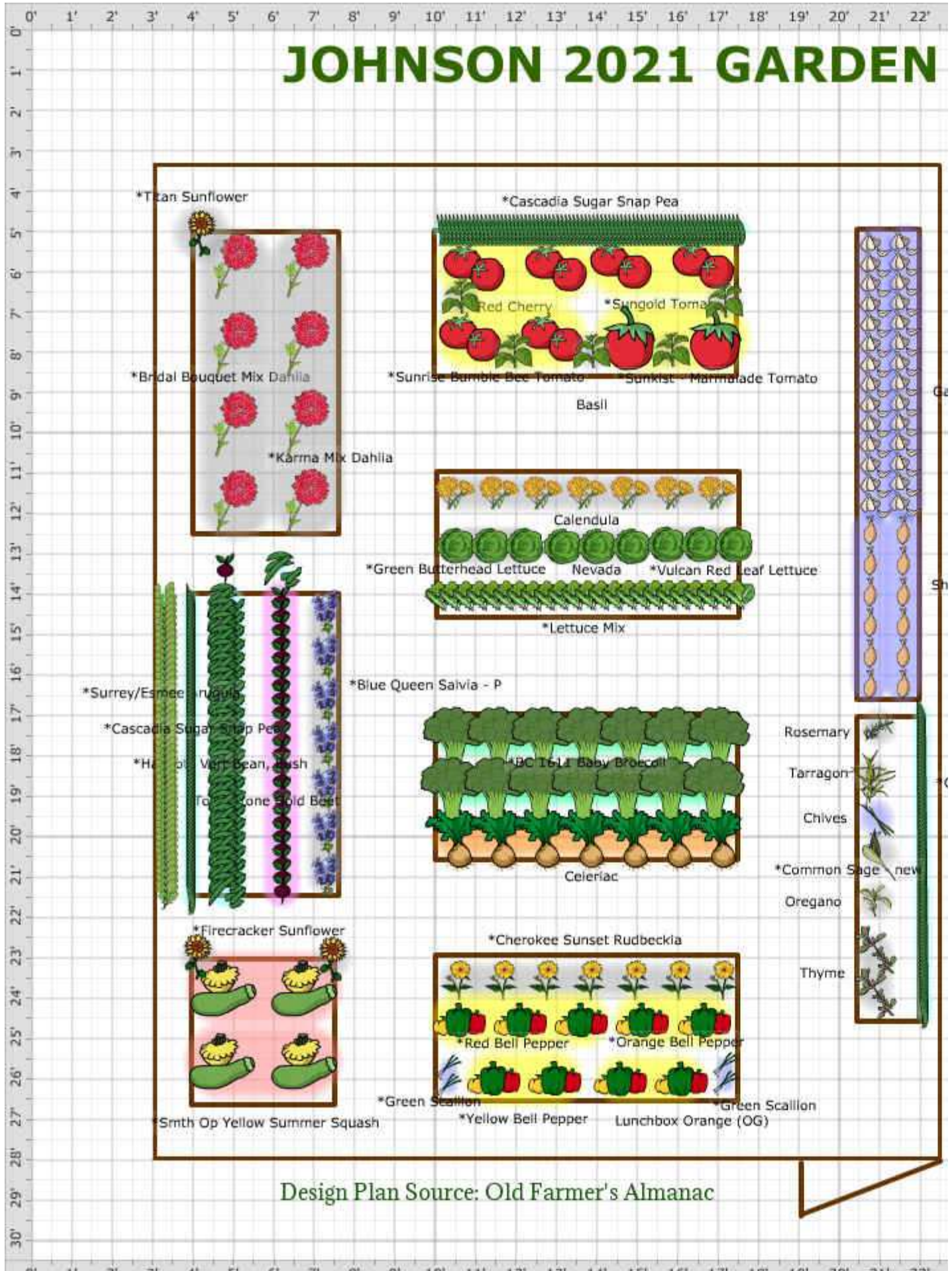


Cucumber <i>*Green Finger</i> Cucumber																				
Dill																				
Eggplant <i>*Ping Tung Long</i> Eggplant																				
Garlic																				
Kale																				
Onion																				
Onions (Red)																				
Peas <i>*Cascadia Sugar</i> Snap Pea																				
Pepper <i>*Sweet Banana</i> Pepper																				
Pepper <i>*Lipstick Rd Pepper, Sweet Mid</i>																				
Radish																				
Raspberry																				
Rosemary																				
Sage																				
Sorrel																				
Strawberry																				
Sunflower																				
Thyme																				
Tomato (Small) <i>*Sakura Red Cherry</i> Tomato																				
Tomato (Small) <i>*Sungold Tomato</i>																				

Tomato (Small)														
* <i>Blush Tomato</i>														
Tomato (Small)														
* <i>Brad's Atomic</i>														
<i>Tomato</i>														

Vegetable and Flower Garden Plan

JOHNSON 2021 GARDEN



Plant List

Plant	Number	Spacing	Spacing in Rows	Notes
Arugula <i>*Surrey/Esmee</i>	45	1"	1" x 5"	
<i>Arugula</i>				
Basil	5	11"	11" x 11"	
Beans (Bush Snap) <i>*Haricots Vert</i>	23	3"	3" x 11"	
<i>Bean, Bush</i>				
Beet <i>*Touchstone</i>	23	3"	3" x 11"	
<i>Gold Beet</i>				
Broccoli <i>*BC 1611</i>	14	11"	11" x 11"	
<i>Baby Broccoli</i>				
Calendula	7	11"	11" x 11"	
Celeriac	7	11"	11" x 11"	
Chives	1	11"	11" x 11"	
Dahlia <i>*Karma Mix</i>	4	1' 8"	1' 7" x 1' 11"	
<i>Dahlia</i>				
Dahlia <i>*Bridal Bouquet Mix</i>	4	1' 8"	1' 7" x 1' 11"	
<i>Dahlia</i>				
Flower <i>*Cherokee Sunset</i>	7	11"	11" x 11"	
<i>Rudbeckia</i>				
Garlic	28	5"	5" x 11"	


































Lettuce (Crisphead) <i>*Vulcan Red</i> <i>Leaf Lettuce</i>	3	7"	7" x 11"
Lettuce (Crisphead) <i>Nevada</i>	3	9"	7" x 11"
Lettuce (Crisphead) <i>*Green</i> <i>Butterhead</i> <i>Lettuce</i>	3	7"	7" x 11"
Lettuce (Leaf) <i>*Lettuce Mix</i>	23	3"	3" x 5"
Onions (Green) <i>*Green</i> <i>Scallion</i>	4	3"	3" x 5"
Oregano	1	11"	11" x 11"
Peas <i>*Green Arrow</i> <i>Shelling Pea</i>	76	1"	1" x 5"
Peas <i>*Cascadia</i> <i>Sugar Snap</i> <i>Pea</i>	152	1"	1" x 5"
Pepper <i>*Yellow Bell</i> <i>Pepper</i>	1	1' 6"	1' 6" x 1' 6"
Pepper <i>Lunchbox</i> <i>Orange (OG)</i>	2	1' 1"	11" x 1' 3"
Pepper <i>*Orange Bell</i>	2	1' 6"	1' 6" x 1' 6"

<i>Pepper</i>			
Pepper * <i>Red Bell</i>	3	1' 6"	1' 6" x 1' 6"
<i>Pepper</i>			
Rosemary	1	11"	11" x 11"
<i>Sage</i>			
* <i>Common</i>	1	11"	11" x 1' 6"
<i>Sage - new</i>			
<i>Salvia</i>			
* <i>Blue Queen</i>	7	11"	11" x 11"
<i>Salvia - P</i>			
Shallots	12	7"	7" x 11"
<i>Squash</i> (Summer)			
* <i>Smth Op</i> <i>Yellow Summer</i>	4	1' 11"	1' 11" x 1' 11"
<i>Squash</i>			
<i>Sunflower</i>			
* <i>Titan</i>	1	1' 6"	1' 6" x 1' 6"
<i>Sunflower</i>			
<i>Sunflower</i>			
* <i>Firecracker</i>	2	11"	11" x 11"
<i>Sunflower</i>			
Tarragon	1	11"	11" x 11"
Thyme	2	11"	11" x 11"
<i>Tomato</i> (Large)			
* <i>Sunkist -</i> <i>Marmalade</i>	2	1' 10"	1' 10" x 1' 10"
<i>Tomato</i>			
<i>Tomato</i> (Small)			
* <i>Sungold</i>	2	1' 10"	1' 10" x 1' 10"

<i>Tomato</i>			
Tomato (Small) <i>Red Cherry</i>	2	1' 7"	1' 5" x 1' 11"
<i>Tomato</i>			
Tomato (Small) <i>*Sunrise</i> <i>Bumble Bee</i> <i>Tomato</i>	2	1' 10"	1' 10" x 1' 10"

Planting Times

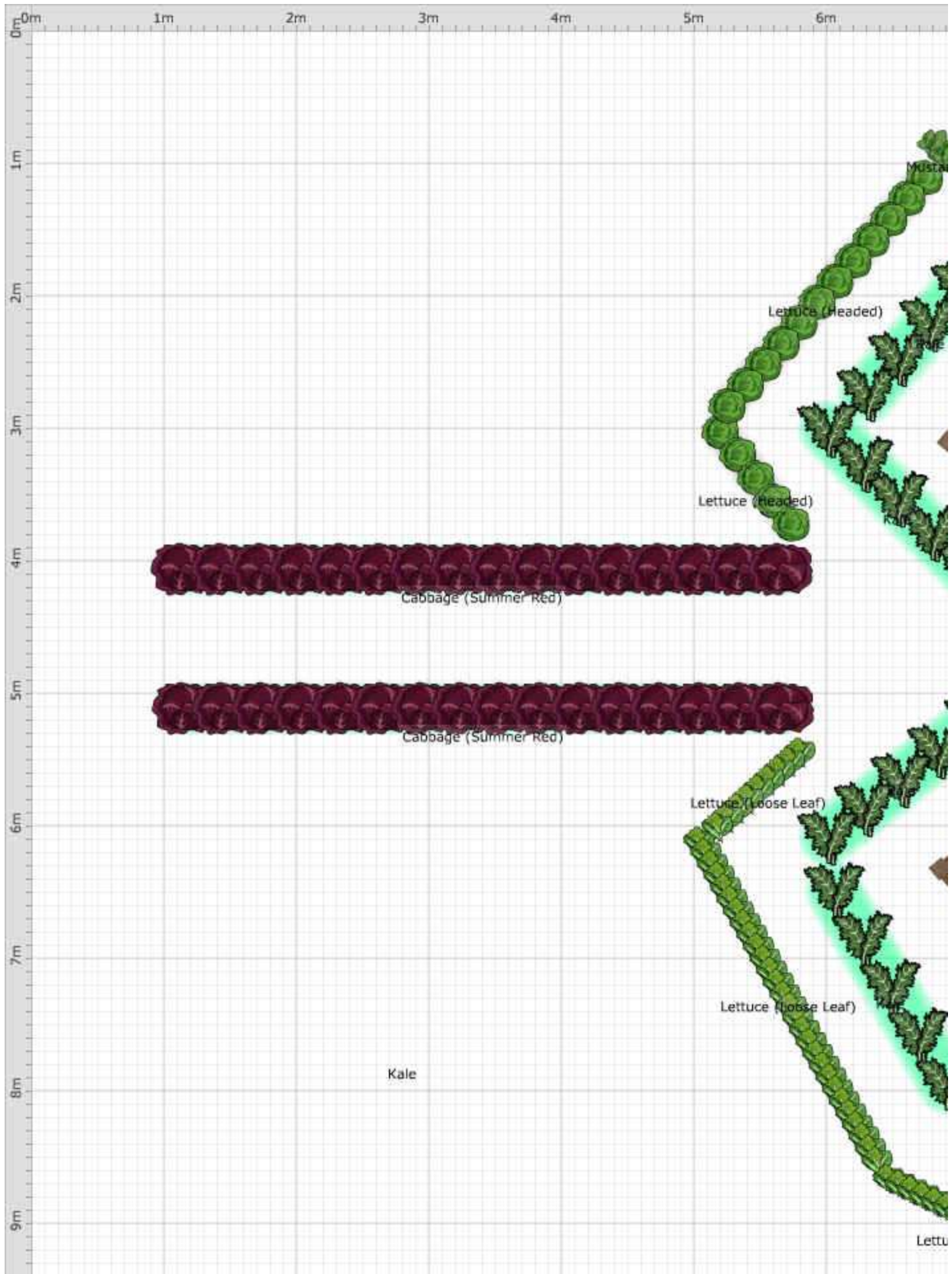
	= Sow indoors / undercover
	= Sow outdoors / plant out
	= Harvest

Plant	Jan	Feb	Mar	Apr	May	Jun	Jul	Aug	Sep	Oct	Nov	Dec
Arugula <i>*Surrey/Esmee</i> <i>Arugula</i>												
Basil												
Beans (Bush Snap) <i>*Haricots Vert</i> <i>Bean, Bush</i>												
Beet <i>*Touchstone Gold</i> <i>Beet</i>												
Broccoli <i>*BC 1611 Baby</i> <i>Broccoli</i>												
Calendula												
Celeriac												
Chives												
Dahlia <i>*Karma Mix</i>												

<i>Dahlia</i>													
Dahlia <i>*Bridal Bouquet</i> <i>Mix Dahlia</i>													
Flower <i>*Cherokee Sunset</i> <i>Rudbeckia</i>													
Garlic													
Lettuce (Crisphead) <i>*Vulcan Red Leaf</i> <i>Lettuce</i>													
Lettuce (Crisphead) <i>Nevada</i>													
Lettuce (Crisphead) <i>*Green Butterhead</i> <i>Lettuce</i>													
Lettuce (Leaf) <i>*Lettuce Mix</i>													
Onions (Green) <i>*Green Scallion</i>													
Oregano													
Peas <i>*Green Arrow</i> <i>Shelling Pea</i>													
Peas <i>*Cascadia Sugar</i> <i>Snap Pea</i>													
Pepper <i>*Yellow Bell</i> <i>Pepper</i>													
Pepper <i>Lunchbox Orange</i> <i>(OG)</i>													

Pepper *Orange Bell Pepper															
Pepper *Red Bell Pepper															
Rosemary															
Sage *Common Sage - new															
Salvia *Blue Queen Salvia - P															
Shallots															
Squash (Summer) *Smth Op Yellow Summer Squash															
Sunflower *Titan Sunflower															
Sunflower *Firecracker Sunflower															
Tarragon															
Thyme															
Tomato (Large) *Sunkist - Marmalade Tomato															
Tomato (Small) *Sungold Tomato															
Tomato (Small) Red Cherry															
Tomato (Small) *Sunrise Bumble Bee Tomato															

Garden Plan 3 - Large Raised Bed Community Vegetable Garden (Or a very large backyard vegetable garden)



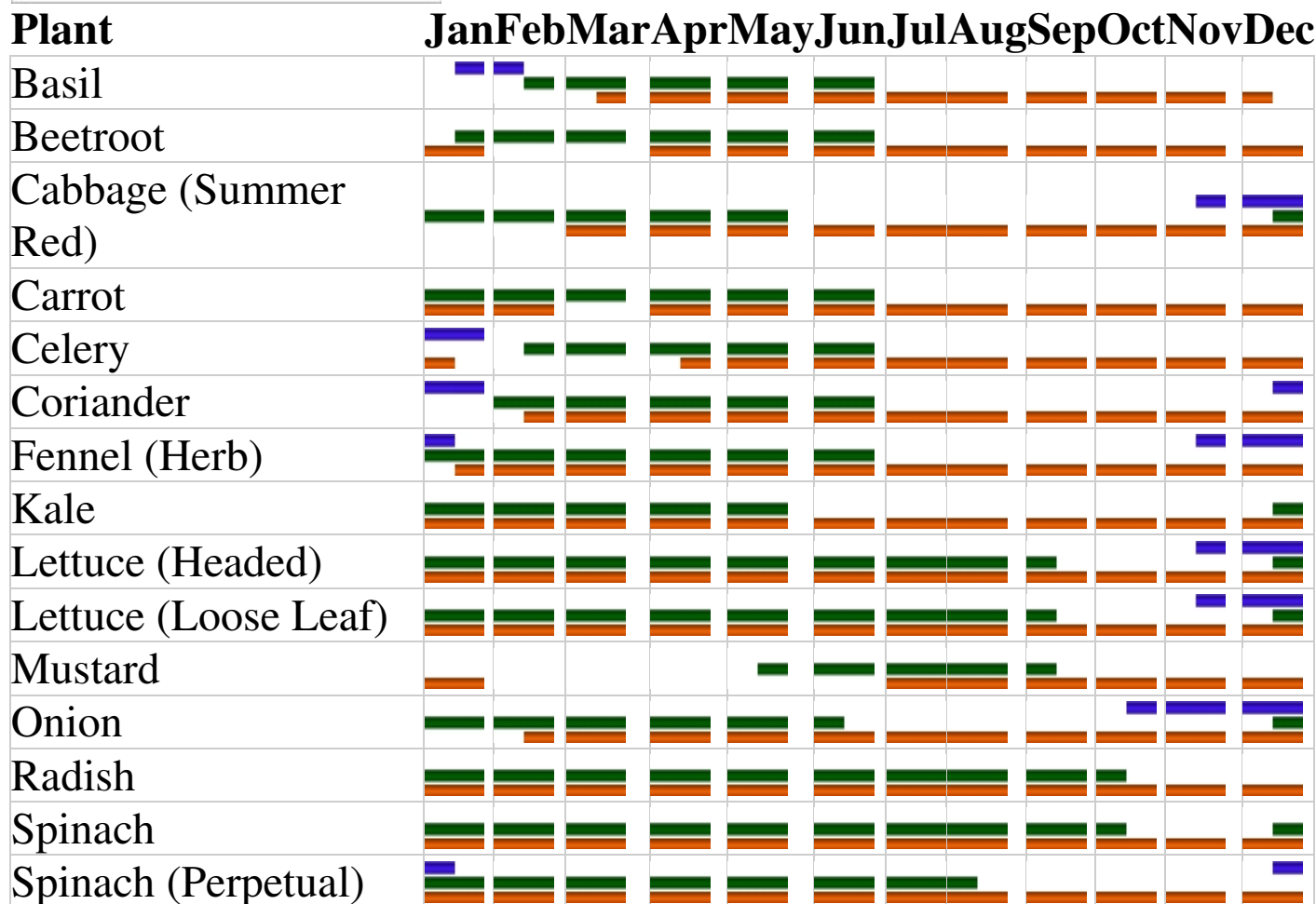
Plant List

Measurements in cm.

Plant	Number	Spacing	Spacing in Rows	Notes
Basil	12	20cm	15cm x 25cm	
Beetroot	20	15cm	10cm x 20cm	
Cabbage (Summer Red)	64	35cm	30cm x 40cm	
Carrot	72	10cm	10cm x 15cm	
Celery	16	20cm	15cm x 30cm	
Coriander	8	20cm	15cm x 25cm	
Fennel (Herb)	4	35cm	30cm x 40cm	
Kale	71	40cm	35cm x 45cm	
Lettuce (Headed)	88	25cm	20cm x 30cm	
Lettuce (Loose Leaf)	168	10cm	10cm x 15cm	
Mustard	1	15cm	15cm x 15cm	
Onion	45	15cm	10cm x 20cm	
Radish	21	10cm	10cm x 20cm	

Spinach	10	25cm	15cm x 30cm
Spinach (Perpetual)	6	35cm	30cm x 40cm
Swiss Chard	8	35cm	30cm x 40cm
Tomato (Cherry)	4	50cm	45cm x 60cm
Tomato (Regular)	5	50cm	45cm x 60cm

Planting Times




Swiss Chard	
Tomato (Cherry)	
Tomato (Regular)	

Plan 4 - Petite Veggie Patch - I would use several of these patches around the yard, among the flower beds.

Plant List























Plant	Number	Spacing	Spacing in Rows	Note
Cilantro	6	7"	5" x 9"	
Garlic	9	5"	3" x 9"	
Kale	4	1' 3"	1' 1" x 1' 5"	
Mustard	6	5"	5" x 5"	
Onions (Green)	10	3"	3" x 3"	
Radish	8	3"	3" x 7"	
Spinach	5	7"	7" x 11"	
Swiss Chard	5	1' 1"	11" x 1' 3"	



Planting Times

= Sow indoors / undercover
 = Sow outdoors / plant out
 = Harvest

Plant	Jan	Feb	Mar	Apr	May	Jun	Jul
Cilantro							
Garlic							
Kale							
Mustard							

Onions (Green)								
Radish								
Spinach								
Swiss Chard								




Plant List

Plant	Number	Spacing	Spacing in Rows	Notes
-------	--------	---------	-----------------	-------

Beet	7	5"	3" x 7"
Broccoli	3	1' 5"	1' 5" x 1' 5"
Cabbage (Fall)	2	2' 9"	2' 7" x 2' 11"
Carrot	8	3"	3" x 5"
Collards	3	11"	11" x 1' 3"
Johnny Jump Up	5	5"	5" x 5"
Kale	3	1' 3"	1' 1" x 1' 5"
Lettuce (Leaf)	6	3"	3" x 5"
Onion (Fall planted)	6	5"	5" x 9"
Onions (Red)	6	5"	3" x 7"
Pansy	2	9"	9" x 9"
Radish	15	3"	3" x 7"
Swiss Chard	6	1' 1"	11" x 1' 3"

Planting Times



Pansy														
Radish														
Swiss Chard														

Design plan .pdf download created and provided by marysbloomers.com
source: Old Farmer's Almanac

Photos, site design and content
©2020 marysbloomers.com/eyecandee.com
All rights reserved.